

Specification of Thermoelectric Module

TEC1-12705

Description

The 127 couples, 40mm × 40mm size single module is made of our high performance ingots to achieve superior cooling performance at 70°C or larger delta Tmax. Designed for superior cooling and heating applications. We can design and manufacture custom made module according to your requirements. Minimums apply, contact us for details.

Features

- No moving parts, no noise, and solid-state
- Compact structure, small in size, light in weight
- Environmental friendly
- RoHS compliant
- Precise temperature control
- Exceptionally reliable in quality, high performance

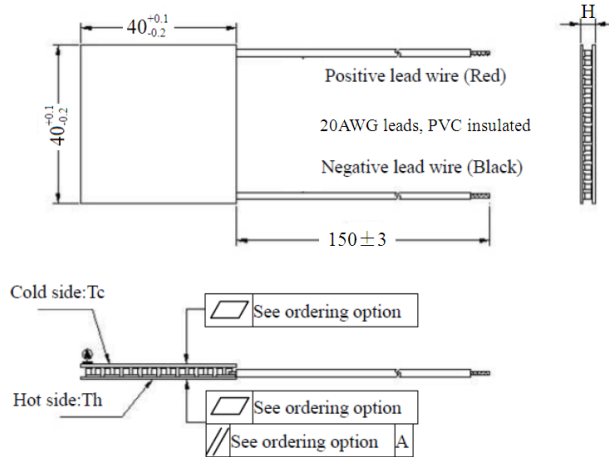
Application

- Food and beverage service refrigerator
- Portable cooler box for cars
- Liquid cooling
- Temperature stabilizer
- CPU cooler and scientific instrument
- Photonic and medical systems

Performance Specification Sheet

Th (°C)	27	50	Hot side temperature at environment: dry air, N ₂
DT _{max} (°C)	70	79	Temperature Difference between cold and hot side of the module when cooling capacity is zero at cold side
U _{max} (Voltage)	16.0	17.2	Voltage applied to the module at DT _{max}
I _{max} (Amps)	5.4	5.4	DC current through the modules at DT _{max}
Q _{Cmax} (Watts)	54.1	59.1	Cooling capacity at cold side of the module under DT=0 °C
AC resistance (Ohms)	2.0~2.5	2.2~2.7	The module resistance is tested under AC

Geometric Characteristics Dimensions in millimeters



Manufacturing Options

A. Solder:

1. T100: BiSn (Melting Point=138°C)
2. T200: CuSn (Melting Point= 227 °C)

B. Sealant:

1. NS: No sealing (Standard)
2. SS: Silicone sealant
3. EPS: Epoxy sealant
4. Customer specify sealing

C. Ceramics:

1. Alumina (Al₂O₃, white 96%)(AlO)
2. Aluminum Nitride (AlN)

D. Ceramics Surface Options:

1. Blank ceramics (not metalized)
2. Metalized (Copper-Nickel plating)

Flatness/ Parallelism Option

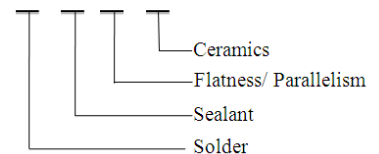
Suffix	Thickness H / (mm)	Flatness/ Parallelism (mm)	Lead wire length (mm) Standard/Optional length
TF	0:3.70±0.15	0:0.05/0.05	150±3/Specify
TF	1:3.70±0.10	1:0.025/0.025	150±3/Specify
TF	2:3.70±0.05	2:0.015/0.015	150±3/Specify

Eg. TF01: Thickness 3.70±0.15(mm) and Flatness 0.025/0.025(mm)

If you need higher strict tolerance on thickness and flatness, please specify, we can cater for.

Naming for the Module

TEC1- 12705- X - X - X - X



TEC1- 12705- T100 -NS - TF02 - AlO

T100: Solder, BiSn (Melting Point=138 °C)

NS: No sealing

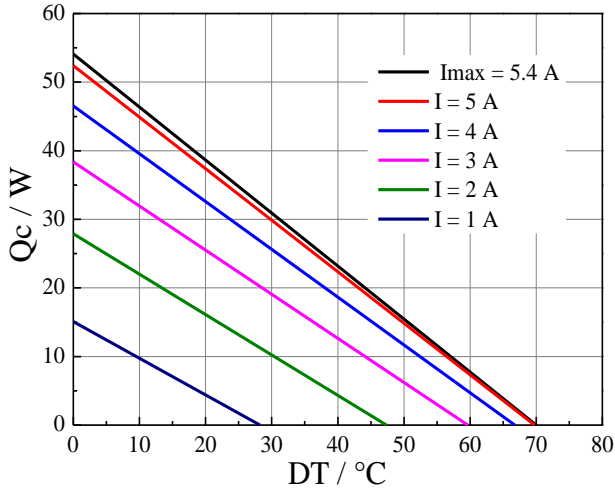
AlO: Alumina white 96%

TF02: Thickness ±0.15(mm) and Flatness/Parallelism 0.015/0.015(mm)

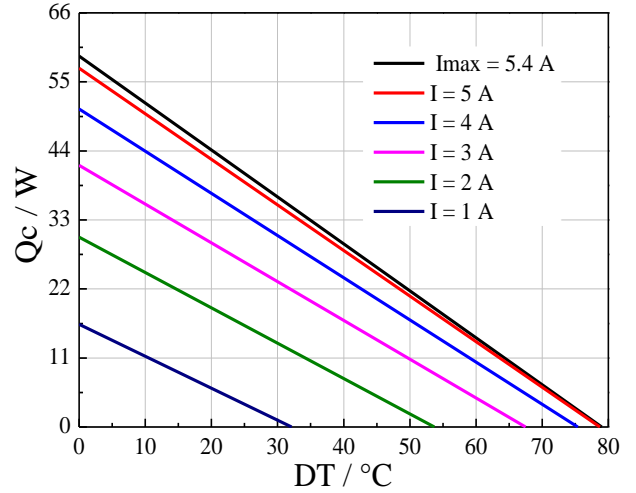
Specification of Thermoelectric Module

TEC1-12705

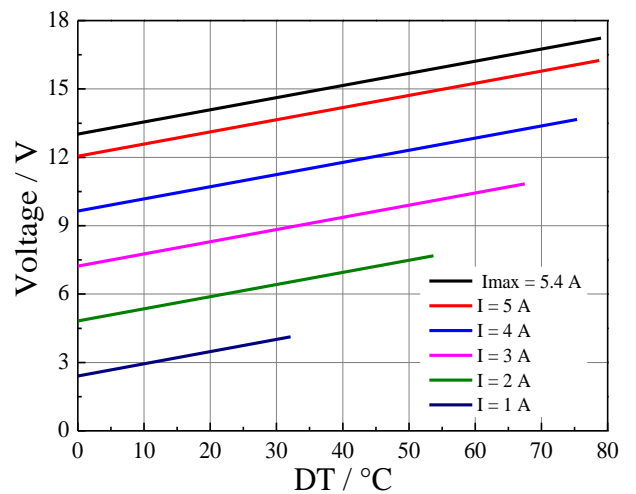
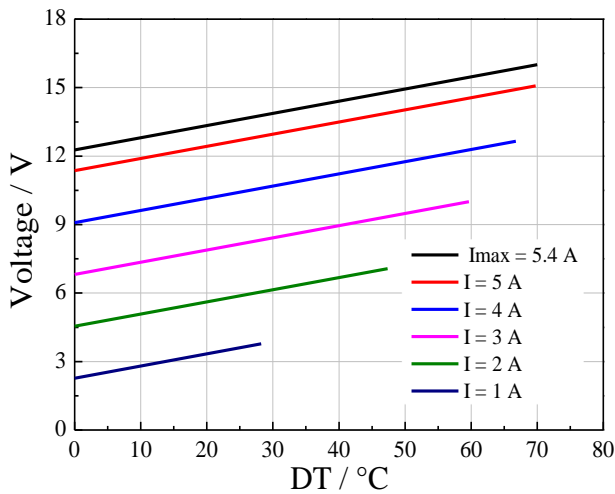
Performance Curves at Th=27 °C



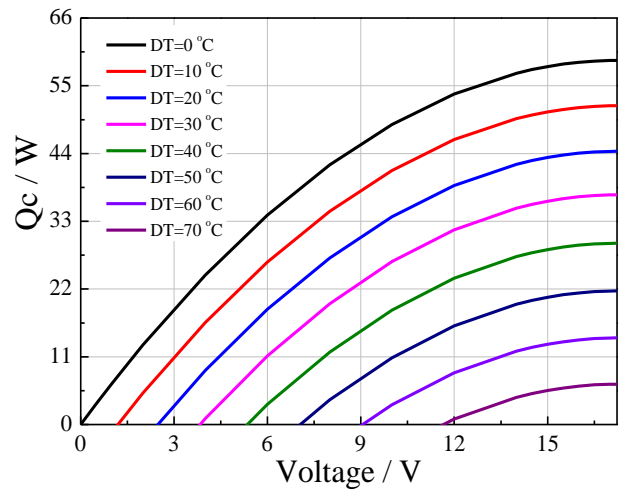
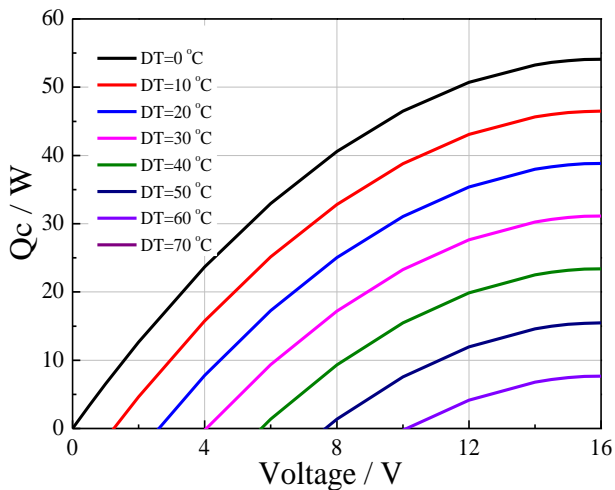
Performance Curves at Th=50 °C



Standard Performance Graph $Q_c = f(DT)$



Standard Performance Graph $V = f(\Delta T)$

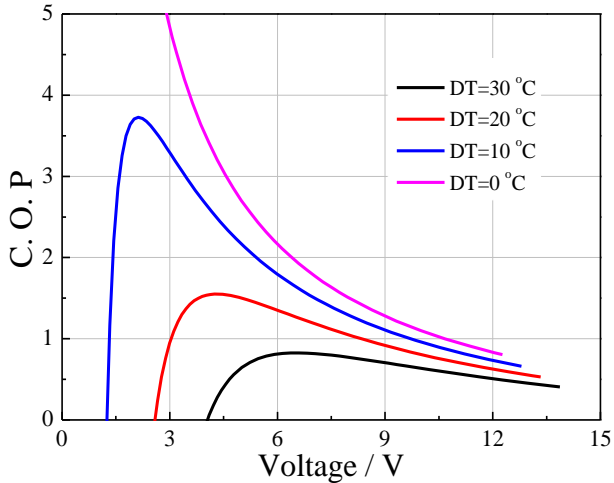


Standard Performance Graph $Q_c = f(V)$

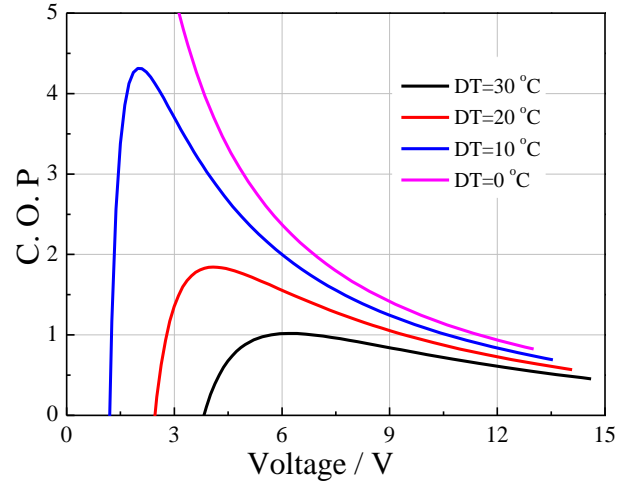
Specification of Thermoelectric Module

TEC1-12705

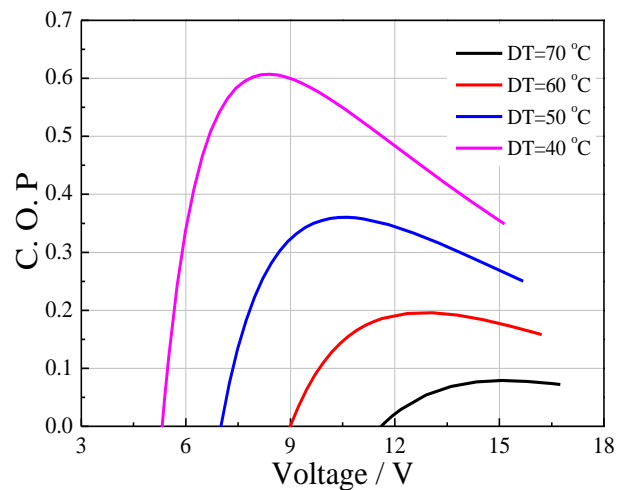
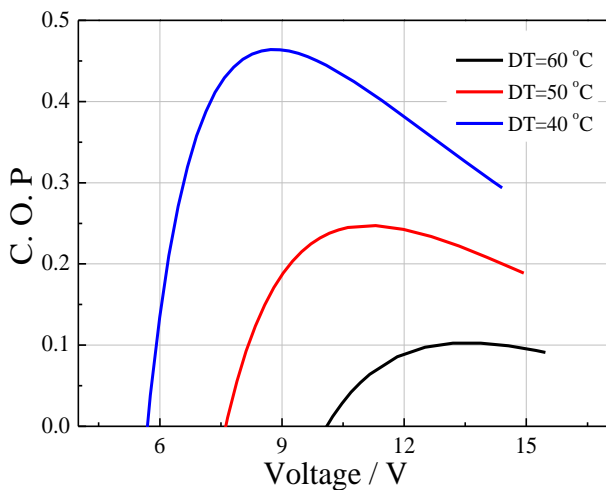
Performance Curves at $T_h=27\text{ }^\circ\text{C}$



Performance Curves at $T_h=50\text{ }^\circ\text{C}$



Standard Performance Graph COP = f(V) of ΔT ranged from 0 to $30\text{ }^\circ\text{C}$



Standard Performance Graph COP = f(V) of ΔT ranged from 40 to 60/70 $^\circ\text{C}$

Remark: The coefficient of performance (COP) is the cooling power Q_c /Input power ($V \times I$).

Operation Cautions

- Cold side of the module applied on the object being cooled
- Hot side of the module mounted on a heat sink
- Operation below I_{\max} or V_{\max}
- Apply only DC voltage